

American National Standard

ANSI/AAMI ST79:2010 &
A1:2010 & A2:2011
(Consolidated Text)



This is a preview edition of an AAMI guidance document and is intended to allow potential purchasers to evaluate the content of the document before making a purchasing decision.

For a complete copy of this AAMI document,
contact AAMI at (877) 249-8226
or visit www.aami.org.

Comprehensive guide to steam sterilization and sterility assurance in health care facilities

Objectives and uses of AAMI standards and recommended practices

It is most important that the objectives and potential uses of an AAMI product standard or recommended practice are clearly understood. The objectives of AAMI's technical development program derive from AAMI's overall mission: the advancement of medical instrumentation. Essential to such advancement are (1) a continued increase in the safe and effective application of current technologies to patient care, and (2) the encouragement of new technologies. It is AAMI's view that standards and recommended practices can contribute significantly to the advancement of medical instrumentation, provided that they are drafted with attention to these objectives and provided that arbitrary and restrictive uses are avoided.

A voluntary *standard* for a *medical device* recommends to the manufacturer the information that should be provided with or on the product, basic safety and performance criteria that should be considered in qualifying the device for clinical use, and the measurement techniques that can be used to determine whether the device conforms with the safety and performance criteria and/or to compare the performance characteristics of different products. Some standards emphasize the information that should be provided with the device, including performance characteristics, instructions for use, warnings and precautions, and other data considered important in ensuring the safe and effective use of the device in the clinical environment. Recommending the disclosure of performance characteristics often necessitates the development of specialized test methods to facilitate uniformity in reporting; reaching consensus on these tests can represent a considerable part of committee work. When a drafting committee determines that clinical concerns warrant the establishment of *minimum* safety and performance criteria, referee tests must be provided and the reasons for establishing the criteria must be documented in the rationale.

A *recommended practice* provides guidelines for the use, care, and/or processing of a medical device or system. A recommended practice does not address device performance *per se*, but rather procedures and practices that will help ensure that a device is used safely and effectively and that its performance will be maintained.

Although a device standard is primarily directed to the manufacturer, it may also be of value to the potential purchaser or user of the device as a frame of reference for device evaluation. Similarly, even though a recommended practice is usually oriented towards healthcare professionals, it may be useful to the manufacturer in better understanding the environment in which a medical device will be used. Also, some recommended practices, while not addressing device performance criteria, provide guidelines to industrial personnel on such subjects as sterilization processing, methods of collecting data to establish safety and efficacy, human engineering, and other processing or evaluation techniques; such guidelines may be useful to health care professionals in understanding industrial practices.

In determining whether an AAMI standard or recommended practice is relevant to the specific needs of a potential user of the document, several important concepts must be recognized:

All AAMI standards and recommended practices are *voluntary* (unless, of course, they are adopted by government regulatory or procurement authorities). The application of a standard or recommended practice is solely within the discretion and professional judgment of the user of the document.

Each AAMI standard or recommended practice reflects the collective expertise of a committee of health care professionals and industrial representatives, whose work has been reviewed nationally (and sometimes internationally). As such, the consensus recommendations embodied in a standard or recommended practice are intended to respond to clinical needs and, ultimately, to help ensure patient safety. A standard or recommended practice is limited, however, in the sense that it responds generally to perceived risks and conditions that may not always be relevant to specific situations. A standard or recommended practice is an important *reference* in responsible decision-making, but it should never *replace* responsible decision-making.

Despite periodic review and revision (at least once every five years), a standard or recommended practice is necessarily a static document applied to a dynamic technology. Therefore, a standards user must carefully review the reasons why the document was initially developed and the specific rationale for each of its provisions. This review will reveal whether the document remains relevant to the specific needs of the user.

Particular care should be taken in applying a product standard to existing devices and equipment, and in applying a recommended practice to current procedures and practices. While observed or potential risks with existing equipment typically form the basis for the safety and performance criteria defined in a standard, professional judgment must be used in applying these criteria to existing equipment. No single source of information will serve to identify a particular product as "unsafe". A voluntary standard can be used as one resource, but the ultimate decision as to product safety and efficacy must take into account the specifics of its utilization and, of course, cost-benefit considerations. Similarly, a recommended practice should be analyzed in the context of the specific needs and resources of the individual institution or firm. Again, the rationale accompanying each AAMI standard and recommended practice is an excellent guide to the reasoning and data underlying its provision.

In summary, a standard or recommended practice is truly useful only when it is used in conjunction with other sources of information and policy guidance and in the context of professional experience and judgment.

INTERPRETATIONS OF AAMI STANDARDS AND RECOMMENDED PRACTICES

Requests for interpretations of AAMI standards and recommended practices must be made in writing, to the AAMI Vice President, Standards Policy and Programs. An official interpretation must be approved by letter ballot of the originating committee and subsequently reviewed and approved by the AAMI Standards Board. The interpretation will become official and representation of the Association only upon exhaustion of any appeals and upon publication of notice of interpretation in the "Standards Monitor" section of the *AAMI News*. The Association for the Advancement of Medical Instrumentation disclaims responsibility for any characterization or explanation of a standard or recommended practice which has not been developed and communicated in accordance with this procedure and which is not published, by appropriate notice, as an *official interpretation* in the *AAMI News*.



PREVIEW COPY

Comprehensive guide to steam sterilization and sterility assurance in health care facilities

This is a preview edition of an AAMI guidance document and is intended to allow potential purchasers to evaluate the content of the document before making a purchasing decision.

For a complete copy of this AAMI document,
contact AAMI at (877) 249-8226
or visit www.aami.org.

Developed by
Association for the Advancement of Medical Instrumentation

Approved 4 August 2010 by
Amendment 1 Approved 24 September 2010 by
Amendment 2 Approved 19 September 2011 by
American National Standards Institute Inc.

Abstract: This recommended practice covers steam sterilization in health care facilities. The recommendations are intended to promote sterility assurance and to guide health care personnel in the proper use of processing equipment. Included within the scope of the recommended practice are functional and physical design criteria for sterilization processing areas (decontamination, preparation, sterilization, and sterile storage areas); staff qualifications, education, and other personnel considerations; processing procedures; installation, care, and maintenance of steam sterilizers; quality control; and quality process improvement.

Keywords: ambulatory care facilities, cleaning, continuous quality improvement, decontamination, dental office, flash sterilization, moist heat sterilization, packaging, quality control, quality system, saturated steam, sterile storage, sterilization containers, surgical instruments, table-top sterilizers

AAMI Recommended Practice

This Association for the Advancement of Medical Instrumentation (AAMI) recommended practice implies a consensus of those substantially concerned with its scope and provisions. The existence of an AAMI recommended practice does not in any respect preclude anyone, whether they have approved the recommended practice or not, from manufacturing, marketing, purchasing, or using products, processes, or procedures not conforming to the recommended practice. AAMI recommended practices are subject to periodic review, and users are cautioned to obtain the latest editions.

CAUTION NOTICE: This AAMI recommended practice may be revised or withdrawn at any time. AAMI procedures require that action be taken to reaffirm, revise, or withdraw this recommended practice no later than five years from the date of publication. Interested parties can obtain current information on all AAMI documents by calling or writing AAMI.

All AAMI standards, recommended practices, technical information reports, and other types of technical documents developed by AAMI are *voluntary*, and their application is solely within the discretion and professional judgment of the user of the document. Occasionally, voluntary technical documents are adopted by government regulatory agencies or procurement authorities, in which case the adopting agency is responsible for enforcement of its rules and regulations.

PREVIEW COPY

This is a preview edition of an AAMI guidance document and is intended to allow potential purchasers to evaluate the content of the document before making a purchasing decision.

For a complete copy of this AAMI document,
contact AAMI at (877) 249-8226
or visit www.aami.org.

Published by

Association for the Advancement of Medical Instrumentation
4301 N. Fairfax Dr., Suite 301
Arlington, VA 22203-1633
www.aami.org

© 2011 by the Association for the Advancement of Medical Instrumentation

All Rights Reserved

Publication, reproduction, photocopying, storage, or transmission, electronically or otherwise, of all or any part of this document without the prior written permission of the Association for the Advancement of Medical Instrumentation is strictly prohibited by law. It is illegal under federal law (17 U.S.C. § 101, *et seq.*) to make copies of all or any part of this document (whether internally or externally) without the prior written permission of the Association for the Advancement of Medical Instrumentation. Violators risk legal action, including civil and criminal penalties, and damages of \$100,000 per offense. For permission regarding the use of all or any part of this document, complete the reprint request form at www.aami.org or contact AAMI, 4301 N. Fairfax Dr., Suite 301, Arlington, VA 22203-1633. Phone: +1-703-525-4890; Fax: +1-703-525-1067.

Printed in the United States of America

ISBN 1-57020-420-9

Contents


Glossary of equivalent standards.....	ix
Committee representation.....	xi
Acknowledgments.....	xiii
Foreword.....	xiv
Background on Amendments.....	xv
Introduction: Need for the recommended practice.....	1
1 Scope.....	5
1.1 General.....	5
1.2 Inclusions.....	5
1.3 Exclusions.....	5
2 Definitions and abbreviations.....	7
3 Design considerations.....	19
3.1 General rationale.....	19
3.2 Work area design and functional workflow.....	19
3.2.1 Definitions of work areas.....	19
3.2.2 Design criteria.....	20
3.2.3 Functional workflow patterns.....	23
3.2.4 Traffic control.....	23
3.3 Physical facilities.....	25
3.3.1 Space requirements.....	25
3.3.2 Mechanical systems.....	25
3.3.3 Electrical systems.....	25
3.3.4 Steam for sterile processing.....	25
3.3.5 Utility monitoring and alarm systems.....	27
3.3.6 General area requirements.....	27
3.3.7 Special area requirements and restrictions.....	31
3.3.8 Emergency eyewash/shower equipment.....	34
3.4 Housekeeping procedures.....	35
4 Personnel considerations.....	37
4.1 General rationale.....	37
4.2 Qualifications.....	37
4.2.1 Supervisory personnel.....	37
4.2.2 Sterile processing personnel.....	37
4.3 Training and continuing education.....	38
4.3.1 Sterile processing personnel.....	38
4.3.2 Service personnel.....	39
4.3.3 Other personnel.....	39
4.4 Health and personal hygiene.....	39
4.5 Attire.....	39
4.5.1 General considerations.....	39
4.5.2 Decontamination area.....	40
4.5.3 Sterilization area (flash sterilization).....	41
4.5.4 Service personnel.....	41
4.6 Standard/transmission-based precautions.....	41
5 Receiving.....	43
5.1 General rationale.....	43
5.2 Receiving of purchased or loaner items.....	43
5.2.1 General considerations.....	43
5.2.2 Newly purchased reusable items and repaired reusable items.....	43
5.2.3 Rigid sterilization container systems.....	43
5.2.4 Disposable items.....	44
5.3 Disposition of sterile items (issued but not used).....	44



This is a preview edition of an AAMI guidance document and is intended for informational purposes only. Purchasers should evaluate the content of the document before making a purchasing decision. For a complete copy of this AAMI document, contact AAMI at (877) 249-8226 or visit www.aami.org.

6	Handling, collection, and transport of contaminated items	47
6.1	General rationale	47
6.2	Separation of waste and reusable items at point of use	47
6.3	Care and handling of contaminated reusable items at point of use	47
6.4	Containment	48
6.5	Transport	49
6.5.1	Segregation of clean/sterile items	49
6.5.2	Transportation scheduling and routes	49
6.5.3	Transportation equipment	49
6.5.4	Hand transport	49
6.5.5	Dedicated lifts	49
6.5.6	Transport between buildings	49
6.5.7	Off-site transportation	50
7	Cleaning and other decontamination processes	53
7.1	General rationale	53
7.2	Policies, procedures, and manufacturers' written IFU	53
7.2.1	Policies and procedures	53
7.2.2	Manufacturers' written IFU	53
7.3	Presoaking	54
7.4	Disassembly	54
7.4.1	Sorting and disassembly of instrumentation	54
7.4.2	Disassembly of rigid sterilization container systems	54
7.5	Cleaning	55
7.5.1	General considerations	55
7.5.2	Cleaning agents	55
7.5.3	Methods of cleaning	56
7.5.4	Rinsing	58
7.5.5	Verification of the cleaning process	58
7.5.6	Cleaning of instruments	58
7.5.7	Utensils	59
7.5.8	Reusable textiles	59
7.5.9	Rigid sterilization container systems	60
7.6	Microbicidal processes	60
7.6.1	General considerations	60
7.6.2	Processes to decontaminate devices so that they are safe to handle	61
7.6.3	Terminal sterilization processes to prepare devices for the next patient use	63
7.7	Servicing and repair of devices in the health care facility	64
7.7.1	General considerations	64
7.7.2	Potential for exposure	64
7.7.3	Protective measures for service personnel	65
7.7.4	Postexposure program	65
7.7.5	Devices that cannot be repaired in-house	65
8	Packaging, preparation, and sterilization	67
8.1	General rationale	67
8.2	Selection of packaging materials	67
8.3	Package configurations and preparation	67
8.3.1	General considerations	67
8.3.2	Package labels	68
8.3.3	Package closures	68
8.3.4	Paper-plastic pouches	73
8.3.5	Textile packs	73
8.3.6	Basins and basin sets	74
8.3.7	Surgical supplies	75
8.3.8	Devices with lumens	75
8.4	Preparation and assembly of surgical instrumentation	75
8.4.1	General considerations	75
8.4.2	Weight and density of sets	75
8.4.3	Inspection	76
8.4.4	Instrument placement	76

8.4.5	Use of tray liners or containment devices.....	78
8.5	Loading the sterilizer.....	78
8.5.1	General considerations.....	78
8.5.2	Paper-plastic pouches.....	78
8.5.3	Instrument sets.....	78
8.5.4	Textile packs.....	79
8.5.5	Utensils and glassware.....	79
8.5.6	Rigid sterilization container systems.....	80
8.5.7	Liquids and solutions.....	81
8.5.8	Powders and oils.....	81
8.6	Sterilization parameters.....	81
8.6.1	Sterilization parameters for wrapped or containerized items.....	81
8.6.2	Flash sterilization parameters.....	83
8.6.3	Specialty instruments.....	84
8.7	Monitoring sterilization cycles.....	84
8.8	Unloading the sterilizer.....	85
8.8.1	Large-chamber sterilizers.....	85
8.8.2	Table-top sterilizers.....	85
8.8.3	Open-tray flash cycles.....	86
8.8.4	Flash cycles with single wrappers or other textile packaging.....	86
8.8.5	Flash cycles with sealed containment devices.....	86
8.8.6	Handling and inspection.....	86
8.9	Sterile storage.....	87
8.9.1	Sterility maintenance covers.....	87
8.9.2	Storage facilities.....	87
8.9.3	Shelf life.....	88
8.10	Distribution (general).....	88
8.10.1	Handling and inspection.....	88
8.10.2	Distribution containers.....	88
8.11	Transport of sterile packaged items.....	89
8.11.1	General considerations.....	89
8.11.2	Tables and carts (open or closed).....	89
8.11.3	Hand transport.....	89
8.11.4	Dedicated lifts.....	89
8.11.5	Off-site transportation.....	89
8.11.6	Policies and procedures.....	89
8.12	Aseptic presentation.....	89
8.12.1	Opening sterile packages.....	89
8.12.2	Removing items from sterile packaging and transferring them to the sterile field.....	90
9	Installation, care, and maintenance of sterilizers.....	93
9.1	General rationale.....	93
9.2	Instruction manuals.....	93
9.3	Installation.....	93
9.4	Routine care.....	93
9.5	Preventive maintenance.....	93
9.5.1	General considerations.....	93
9.5.2	Scheduled maintenance.....	94
9.6	Calibration.....	94
9.7	Record-keeping.....	94
10	Quality control.....	97
10.1	General rationale.....	97
10.2	Monitoring of mechanical cleaning equipment.....	97
10.3	Product identification and traceability.....	97
10.3.1	Lot control numbers.....	97
10.3.2	Sterilizer records.....	98
10.3.3	Expiration dating.....	98
10.4	Overview of sterilization process monitoring.....	99
10.5	Sterilization process monitoring devices.....	102
10.5.1	Physical monitors.....	102
10.5.2	Chemical indicators (CIs).....	102


 This is a preview edition of an AAMI guidance document and is intended to allow potential purchasers to evaluate the content of the document before making a purchasing decision.
 For a complete copy of this AAMI document, contact AAMI at (877) 249-8226 or visit www.aami.org.

10.5.3	Biological indicators.....	104
10.5.4	Process challenge devices (PCDs)	105
10.6	Routine load release	106
10.6.1	Process monitoring devices.....	106
10.6.2	Release criteria for nonimplants.....	107
10.6.3	Release criteria for implants.....	107
10.6.4	Sterilization process failures.....	107
10.7	Routine sterilizer efficacy monitoring.....	108
10.7.1	General considerations.....	108
10.7.2	Routine biological monitoring of sterilizers larger than 2 cubic feet	108
10.7.3	Routine biological monitoring of table-top sterilizers	111
10.7.4	Routine biological monitoring of flash sterilization cycles.....	112
10.7.5	Actions to be taken when biological indicators, chemical indicators, or physical monitors indicate failure	114
10.7.6	Routine Bowie-Dick testing of dynamic-air-removal sterilizers	119
10.8	Qualification testing	122
10.8.1	General considerations.....	122
10.8.2	Qualification testing of sterilizers larger than 2 cubic feet	123
10.8.3	Qualification testing of table-top sterilizers	125
10.8.4	Qualification testing of flash sterilization cycles	126
10.9	Periodic product quality assurance testing of routinely processed items	127
10.10	Periodic product quality assurance testing of rigid sterilization container systems	128
10.10.1	General considerations.....	128
10.10.2	Responsibilities of the manufacturer.....	128
10.10.3	User responsibilities	130
10.11	Product recalls	135
10.11.1	General considerations.....	135
10.11.2	Recall procedure	136
10.11.3	Recall order	136
10.11.4	Recall report	136
11	Quality process improvement	139
11.1	General rationale	139
11.2	Quality process	139
11.2.1	General considerations.....	139
11.2.2	Risk analysis.....	140
11.2.3	Decontamination.....	140
11.2.4	Rigid sterilization container systems	141
11.2.5	Flash sterilization.....	142
11.3	Functional areas for product and process improvements.....	143
11.3.1	Workplace design.....	143
11.3.2	Processing policies and procedures.....	143
11.3.3	Product use	143
11.4	Implementing product and process improvements.....	144
12	New product evaluation.....	147
12.1	General rationale	147
12.2	Considerations.....	147

Annexes

A	Examples of workplace design	151
B	Infection transmission.....	159
C	Processing CJD-contaminated patient care equipment and environmental surfaces	163
D	User verification of cleaning processes	169
E	Selection and use of chemical disinfectants	175
F	Thermal disinfection.....	181
G	Devices returned to the manufacturer	183

H	Occupational exposure to blood-borne pathogens (29 CFR Part 1910.1030).....	191
I	Development of a prepurchase evaluation protocol for rigid sterilization container systems	207
J	Effect of containerized packaging on load heat-up time	213
K	Development and qualification of the 16 towel PCD (biological-indicator challenge test pack).....	215
L	Example of documentation of premature release of implants.....	225
M	Steam quality	227
N	Toxic anterior segment syndrome (TASS) and the processing of intraocular surgical instruments	229
O	Bibliography	233


Tables

1	Saturated steam pressure conversion units at sea level	13
2	Ventilation requirements for functional areas	28
3	IES-recommended illuminance levels for work environments	30
4	Minimum cycle times for gravity-displacement steam sterilization cycles.....	82
5	Minimum cycle times for dynamic air-removal steam sterilization cycles	83
6	Sterilization process monitoring recommendations	100
7	Types and applications for use of sterilization monitoring devices	101
8	Checklist for identifying reasons for steam sterilization process failures	117
9	Summary of test configurations for prepurchase evaluation of rigid sterilization container systems.....	132
D.1	In-use tests available to assess efficacy of cleaning of medical devices.....	172
D.2	In-use tests available to assess efficacy of washer–disinfectors used for medical device reprocessing	173
E.1	Levels of disinfection according to type of microorganism	177
E.2	Occupational exposure limits for some chemical sterilants and disinfectants	180
K.1	16 towel pack survey	216
K.2	Biological-indicator results from 121°C (250°F) gravity cycle	218
K.3	Biological-indicator results from 132°C (270°F) deep-vacuum cycle	219
K.4	Biological-indicator results from 132°C (270°F) pulsing vacuum cycle.....	220
K.5	Comparison of the 16 towel pack with the 12 × 12 × 20 inch pack by Most Probable Number and sterility assessment of spore strips (121°C [250°F] gravity cycle)	221
K.6	Fraction-negative results in a 121°C (250°F) gravity cycle	221
K.7	Biological-indicator results from 121°C (250°F) steam-flush pressure-pulse cycle	222
K.8	Biological-indicator results from 132°C (270°F) steam-flush pressure-pulse cycle	222

Figures

1	Functional work areas of a sterile processing department	20
2	Workflow	24
3	Microbicidal processes and use of PPE	61
4	Sequential double-wrapping: envelope fold	69

5	Sequential double-wrapping: square fold	70
6	Simultaneous double-wrapping: envelope fold	71
7	Simultaneous double-wrapping: square fold.....	72
8	Example of single- and double-packaging with paper-plastic pouches	73
9	Loading the sterilizer.....	79
10	Preparation of the 16 towel PCD (BI challenge test pack).....	110
11	Placement of the 16 towel PCD (BI challenge test pack) for routine biological monitoring of sterilizers larger than 2 cubic feet.....	110
12	Decision tree for conducting investigations of steam sterilization process failures	116
13	Composition of the Bowie-Dick test pack	120
14	Placement of the Bowie-Dick test pack	121
15	Placement of the 16 towel PCD (BI challenge test pack) for qualification testing	124
A.1	Example of a work area design and workflow pattern for a sterile processing department in a typical small hospital.....	151
A.2	Example of a work area design and workflow pattern for a sterile processing department in a typical medium-sized hospital.....	152
A.3	Example of a work area design and workflow pattern for a sterile processing department in a typical regional processing center.....	153
A.4	Example of a work area design and workflow pattern for a sterile processing department	154
A.5	Example of a work area design and workflow pattern for a sterile processing department	155
A.6	Example of a work area design and workflow pattern for a sterile processing department	156
A.7	Example of an ambulatory surgery facility	157
A.8	Example of a dental facility	158
B.1	The chain of infection, components of the infectious disease process.....	159
B.2	Blood-borne pathogen strike-through conversion chart.....	161
J.1	Typical rigid sterilization container system processed in a gravity-displacement cycle at 121°C (250°F).....	213
J.2	Muslin-wrapped, 16-pound instrument set processed in a gravity-displacement cycle at 121°C (250°F).....	214
J.3	Typical rigid sterilization container system processed in a prevacuum cycle at 132°C (270°F)	214
K.1	Temperature profiles for two different configurations of 12 × 12 × 20 inch packs in a 121°C (250°F) gravity cycle	217
K.2	Temperature profiles for huck and absorbent 16 towel packs in a 121°C (250°F) gravity cycle.....	217
K.3	Average temperature profile for the 16 towel pack in a 121°C (250°F) gravity cycle.....	219
L.1	Implantable devices load record.....	225
L.2	Exception form for premature release of implantable device/tray.....	226


 PREVIEW COPY
 This is a preview edition of an AAMI guidance document and is intended to allow potential purchasers to evaluate the content of the document before making a purchasing decision.
 For a complete copy of this AAMI document, contact AAMI at (877) 249-8226 or visit www.aami.org.

Glossary of equivalent standards

International Standards adopted in the United States may include normative references to other International Standards. For each International Standard that has been adopted by AAMI (and ANSI), the table below gives the corresponding U.S. designation and level of equivalency to the International Standard. NOTE: Documents are sorted by international designation. The code in the US column, "(R)20xx" indicates the year the document was officially reaffirmed by AAMI. E.g., ANSI/AAMI/ISO 10993-4:2002/(R)2009 indicates that 10993-4, originally approved and published in 2002, was reaffirmed without change in 2009.

Other normatively referenced International Standards may be under consideration for U.S. adoption by AAMI; therefore, this list should not be considered exhaustive.

International designation	U.S. designation	Equivalency
IEC 60601-1:2005 Technical Corrigendum 1 and 2	ANSI/AAMI ES60601-1:2005 and ANSI/AAMI ES60601-1:2005/A2:2010 ANSI/AAMI ES60601-1:2005/C1:2009 (amdt)	Major technical variations C1 Identical to Corrigendum 1 & 2
IEC 60601-1-2:2007	ANSI/AAMI/IEC 60601-1-2:2007	Identical
IEC 60601-2-2:2009	ANSI/AAMI/IEC 60601-2-2:2009	Identical
IEC 60601-2-4:2010	ANSI/AAMI/IEC 60601-2-4:2010	Identical
IEC 60601-2-16:2008	ANSI/AAMI/IEC 60601-2-16:2008	Identical
IEC 60601-2-19:2009	ANSI/AAMI/IEC 60601-2-19:2009	Identical
IEC 60601-2-20:2009	ANSI/AAMI/IEC 60601-2-20:2009	Identical
IEC 60601-2-21:2009	ANSI/AAMI/IEC 60601-2-21:2009	Identical
IEC 60601-2-24:1998	ANSI/AAMI ID26:2004/(R)2009	Major technical variations
IEC 60601-2-27:2011	ANSI/AAMI/IEC 60601-2-27:2011	Identical
IEC 60601-2-47:2001	ANSI/AAMI EC38:2007	Major technical variations
IEC 60601-2-50:2009	ANSI/AAMI/IEC 60601-2-50:2009	Identical
IEC 80001-1:2010	ANSI/AAMI/IEC 80001-1:2010	Identical
IEC 80601-2-30:2009 and Technical Corrigendum 1	ANSI/AAMI/IEC 80601-2-30:2009 and ANSI/AAMI/IEC 80601-2-30:2009/ C1:2009 (amdt) – consolidated text	Identical (with inclusion) C1 Identical to Corrigendum 1
IEC 80601-2-58:2008	ANSI/AAMI/IEC 80601-2-58:2008	Identical
IEC/TR 60878:2009	ANSI/AAMI/IEC TIR60878:2003	Identical
IEC/TR 62296:2009	ANSI/AAMI/IEC TIR62296:2009	Identical
IEC 62304:2006	ANSI/AAMI/IEC 62304:2006	Identical
IEC/TR 62348:2006	ANSI/AAMI/IEC TIR62348:2006	Identical
IEC/TR 62354:2009	ANSI/AAMI/IEC TIR62354:2009	Identical
IEC 62366:2007	ANSI/AAMI/IEC 62366:2007	Identical
IEC/TR 80002-1:2009	ANSI/IEC/TR 80002-1:2009	Identical
ISO 5840:2005	ANSI/AAMI/ISO 5840:2005/(R)2010	Identical
ISO 7198:1998	ANSI/AAMI/ISO 7198:1998/2001/(R)2010	Identical
ISO 7199:2009	ANSI/AAMI/ISO 7199:2009	Identical
ISO 8637:2010	ANSI/AAMI/ISO 8637:2010	Identical
ISO 8638:2010	ANSI/AAMI/ISO 8638:2010	Identical
ISO 10993-1:2009	ANSI/AAMI/ISO 10993-1:2009	Identical
ISO 10993-2:2006	ANSI/AAMI/ISO 10993-2:2006/(R)2010	Identical
ISO 10993-3:2003	ANSI/AAMI/ISO 10993-3:2003/(R)2009	Identical
ISO 10993-4:2002 and Amendment 1:2006	ANSI/AAMI/ISO 10993-4:2002/(R)2009 and Amendment 1:2006/(R)2009	Identical
ISO 10993-5:2009	ANSI/AAMI/ISO 10993-5:2009	Identical
ISO 10993-6:2007	ANSI/AAMI/ISO 10993-6:2007/(R)2010	Identical
ISO 10993-7:2008	ANSI/AAMI/ISO 10993-7:2008	Identical
ISO 10993-9:2009	ANSI/AAMI/ISO 10993-9:2009	Identical
ISO 10993-10:2010	ANSI/AAMI/ISO 10993-10:2010	Identical
ISO 10993-11:2006	ANSI/AAMI/ISO 10993-11:2006/(R)2010	Identical
ISO 10993-12:2007	ANSI/AAMI/ISO 10993-12:2007	Identical
ISO 10993-13:2010	ANSI/AAMI/ISO 10993-13:2010	Identical
ISO 10993-14:2001	ANSI/AAMI/ISO 10993-14:2001/(R)2006	Identical
ISO 10993-15:2000	ANSI/AAMI/ISO 10993-15:2000/(R)2006	Identical
ISO 10993-16:2010	ANSI/AAMI/ISO 10993-16:2010	Identical
ISO 10993-17:2002	ANSI/AAMI/ISO 10993-17:2002/(R)2008	Identical
ISO 10993-18:2005	ANSI/AAMI BE83:2006	Major technical variations
ISO/TS 10993-19:2006	ANSI/AAMI/ISO TIR10993-19:2006	Identical
ISO/TS 10993-20:2006	ANSI/AAMI/ISO TIR10993-20:2006	Identical
ISO 11135-1:2007	ANSI/AAMI/ISO 11135-1:2007	Identical
ISO/TS 11135-2:2008	ANSI/AAMI/ISO TIR11135-2:2008	Identical

International designation	U.S. designation	Equivalency
ISO 11137-1:2006	ANSI/AAMI/ISO 11137-1:2006/(R)2010	Identical
ISO 11137-2:2006 (2006-08-01 corrected)	ANSI/AAMI/ISO 11137-2:2006	Identical
ISO 11137-3:2006	ANSI/AAMI/ISO 11137-3:2006/(R)2010	Identical
ISO 11138-1:2006	ANSI/AAMI/ISO 11138-1:2006/(R)2010	Identical
ISO 11138-2:2006	ANSI/AAMI/ISO 11138-2:2006/(R)2010	Identical
ISO 11138-3:2006	ANSI/AAMI/ISO 11138-3:2006/(R)2010	Identical
ISO 11138-4:2006	ANSI/AAMI/ISO 11138-4:2006/(R)2010	Identical
ISO 11138-5:2006	ANSI/AAMI/ISO 11138-5:2006/(R)2010	Identical
ISO/TS 11139:2006	ANSI/AAMI/ISO 11139:2006	Identical
ISO 11140-1:2005	ANSI/AAMI/ISO 11140-1:2005/(R)2010	Identical
ISO 11140-3:2007	ANSI/AAMI/ISO 11140-3:2007	Identical
ISO 11140-4:2007	ANSI/AAMI/ISO 11140-4:2007	Identical
ISO 11140-5:2007	ANSI/AAMI/ISO 11140-5:2007	Identical
ISO 11607-1:2006	ANSI/AAMI/ISO 11607-1:2006/(R)2010	Identical
ISO 11607-2:2006	ANSI/AAMI/ISO 11607-2:2006/(R)2010	Identical
ISO 11663:2009	ANSI/AAMI/ISO 11663:2009	Identical
ISO 11737-1:2006	ANSI/AAMI/ISO 11737-1:2006	Identical
ISO 11737-2:2009	ANSI/AAMI/ISO 11737-2:2009	Identical
ISO/TS 12417:2011	ANSI/AAMI/ISO TIR12417:2011	Identical
ISO 13408-1:2008	ANSI/AAMI/ISO 13408-1:2008	Identical
ISO 13408-2:2003	ANSI/AAMI/ISO 13408-2:2003	Identical
ISO 13408-3:2006	ANSI/AAMI/ISO 13408-3:2006	Identical
ISO 13408-4:2005	ANSI/AAMI/ISO 13408-4:2005	Identical
ISO 13408-5:2006	ANSI/AAMI/ISO 13408-5:2006	Identical
ISO 13408-6:2006	ANSI/AAMI/ISO 13408-6:2006	Identical
ISO 13485:2003	ANSI/AAMI/ISO 13485:2003/(R)2009	Identical
ISO 13958:2009	ANSI/AAMI/ISO 13958:2009	Identical
ISO 13959:2009	ANSI/AAMI/ISO 13959:2009	Identical
ISO 14155:2011	ANSI/AAMI/ISO 14155:2011	Identical
ISO 14160:1998	ANSI/AAMI/ISO 14160:1998/(R)2008	Identical
ISO 14161:2009	ANSI/AAMI/ISO 14161:2009	Identical
ISO 14708-3:2008	ANSI/AAMI/ISO 14708-3:2008	Identical
ISO 14708-4:2008	ANSI/AAMI/ISO 14708-4:2008	Identical
ISO 14708-5:2010	ANSI/AAMI/ISO 14708-5:2010	Identical
ISO 14937:2009	ANSI/AAMI/ISO 14937:2009	Identical
ISO/TR 14969:2004	ANSI/AAMI/ISO TIR14969:2004	Identical
ISO 14971:2007	ANSI/AAMI/ISO 14971:2007/(R)2010	Identical
ISO 15223-1:2007 and A1:2008	ANSI/AAMI/ISO 15223-1:2007 and A1:2008	Identical
ISO 15223-2:2010	ANSI/AAMI/ISO 15223-2:2010	Identical
ISO 15225:2010	ANSI/AAMI/ISO 15225:2010	Identical
ISO 15674:2009	ANSI/AAMI/ISO 15674:2009	Identical
ISO 15675:2009	ANSI/AAMI/ISO 15675:2009	Identical
ISO 15882:2008	ANSI/AAMI/ISO 15882:2008	Identical
ISO 15883-1:2006	ANSI/AAMI ST15883-1:2009	Major technical variations
ISO/TR 16142:2006	ANSI/AAMI/ISO TIR16142:2005	Identical
ISO 17664:2004	ANSI/AAMI ST81:2004	Major technical variations
ISO 17665-1:2006	ANSI/AAMI/ISO 17665-1:2006	Identical (with inclusions)
ISO/TS 17665-2:2009	ANSI/AAMI/ISO TIR17665-2:2009	Identical
ISO 18472:2006	ANSI/AAMI/ISO 18472:2006/(R)2010	Identical
ISO/TS 19218-1:2011	ANSI/AAMI/ISO TIR19218:2011	Identical
ISO 20857:2010	ANSI/AAMI/ISO 20857:2010	Identical
ISO 22442-1:2007	ANSI/AAMI/ISO 22442-1:2007	Identical
ISO 22442-2:2007	ANSI/AAMI/ISO 22442-2:2007	Identical
ISO 22442-3:2007	ANSI/AAMI/ISO 22442-3:2007	Identical
ISO/TR 22442-4:2010	ANSI/AAMI/ISO TIR22442-4:2010	Identical
ISO 23500:2011	ANSI/AAMI/ISO 23500:2011	Identical
ISO 25539-1:2003 and A1:2005	ANSI/AAMI/ISO 25539-1:2003/(R)2009 and A1:2005/(R)2009	Identical
ISO 25539-2:2008	ANSI/AAMI/ISO 25539-2:2008	Identical
ISO 26722:2009	ANSI/AAMI/ISO 26722:2009	Identical
ISO 27186:2010	ANSI/AAMI/ISO 27186:2010	Identical
ISO 80369-1:2010	ANSI/AAMI/ISO 80369-1:2010	Identical
ISO 81060-1:2007	ANSI/AAMI/ISO 81060-1:2007	Identical
ISO 81060-2:2009	ANSI/AAMI/ISO 81060-2:2009	Identical

Committee representation

Association for the Advancement of Medical Instrumentation Steam Sterilization Hospital Practices Working Group

This recommended practice was developed by the AAMI Steam Sterilization Hospital Practices Working Group under the auspices of the AAMI Sterilization Standards Committee. Approval of the recommended practice does not necessarily mean that all working group members voted for its approval.

At the time this recommended practice was published, the **AAMI Steam Sterilization Hospital Practices Working Group** had the following members:

Cochairs: Ramona Conner, RN, MSN, CNOR
Cynthia Spry, RN, MSN, CNOR

Members: Richard Bancroft, Esq, Steris Corporation
Ralph J. Basile, MBA, Healthmark Ind Co Inc
Nola Bayes, MBA, Sanford Health
Damien Berg, Medical Center of the Rockies
Hassan Bilal, CRCST CST Member Independent Expert
Loran H. Bruso, BS MBA, Steritec Products Manufacturing Co. Inc.
Kathy M. Bury, INOVA Alexandria Hospital
Bradley J. Bushman, Standard Textile Co. Inc.
Mike Carragher, Getinge USA
Edward P. Casey, CSPDM, The Hospital of Central Connecticut
Bradley J. Catalone, PhD, Olympus America Inc.
Harriet Chan-Myers, Johnson & Johnson
David Chapman, Roche Molecular Systems
Marc Chaunet, TSO3 Inc.
Nancy Chobin, RN, CSPDM, St. Barnabas Health Care System
Ramona Conner, RN, MSN, CNOR, Association of Perioperative Registered Nurses
Jacqueline Daley, Association for Professionals in Infection Control and Epidemiology
Diana Davis, Brunswick Community Hospital
Michele Dawn Demeo, CRCST, CSPDT, Memorial Hospital
Shawn A. Doyle, Sterilator Company Inc.
Mark Duro, New England Baptist Hospital
Betty D. Edge, Northshore University Hospital
Rosie Fardo, RN, BSN, CIC, CHSP, Department of Veterans Affairs Medical Center
Jeff Felgar, Zimmer Inc.
Marcia Ann Frieze, Case Medical Inc.
Charles Oren Hancock, RAC, H&W Technology LLC
Barbara Ann Harmer, RN, BSN, MHA
Jennifer Harte, DDS, MS, American Dental Association
Rachel Hill, CareFusion
Charles A. Hughes, SPS Medical Supply Corp
David M. Jagrosse, Middlesex Hospital
Nupur Jain, Stryker Instruments Division
Nyla Skee Japp, PhD, RN, CSPDM, Integrated Medical Systems
David W. Johnson, Kimberly-Clark Corporation
Susan G. Klacik, CCSMC, FCS, ACE, International Association of Healthcare Central Service
Materiel Management
Colleen Patricia Landers, RN, Canadian Standards Association
Mary Kneece Lane, BS, MHA, CSPDS, CSPDM, The Medical University of South Carolina
Angela M. Lewellyn, LPN, CSPDT, CRCST, Advantage Support Services, Inc.
Chris Mannarino, Belimed Inc.
Teckla A. Maresca, LPN, CSPDM, St. Clare's Health System
Ruby Martinez, Cardinal Health (MP&S)
Patrick J. McCormick, PhD, Bausch & Lomb Inc.
Candace McManus, PhD, FDA/CDRH
Emily Mitzel, MS, Nelson Laboratories Inc.
Thomas K. Moore
Karen Nauss, CRCST, Mount Auburn Hospital
Scott Pignatella

Janet M. Prust, 3M Healthcare
 Shaundra L. Rechsteiner, NAMSA
 Cheron Rojo, Childrens Hospital of Central California
 Wendy Royalty, Raven Biological Laboratories
 Rose E. Seavey, RN, MBA, CNOR, CRCST, Seavey Healthcare Consulting, Inc.
 Andrew Sharavara, PhD, Propper Manufacturing Co. Inc.
 Frank Sizemore, Wake Forest Univeristy - Baptist Medical Center
 Linda Slone, RN, BSPA, CNOR
 Joan M. Spear, Aesculap Inc.
 Cynthia Spry, RN, Independent Clinical Consultant
 Betty Strickland, Pryce Consultants
 Donna Swenson, BS, CSPDM, West Suburban Medical Center
 Mary Velasco, Henry Ford Macomb Hospital
 P. Richard Warburton, ChemDAQ Inc.
 Nora E. Wikander, RN, CSPDM, St. Joseph's Wayne Hospital, Wayne, NJ

Alternates:

Denise Adams, Aesculap Inc.
 Richard P. Blasko, Steris Corporation
 Annette Bojanski, Raven Biological Laboratories
 Laureen C. Clark, M.T., Kimberly-Clark Corporation
 Linda Clement, CRCST, Steris Corporation
 Julie M. Conyer, Bausch & Lomb Inc.
 Susan Flynn, 3M Healthcare
 Joel R. Gorski, PhD, NAMSA
 Thomas Grobaski, Belimed Inc.
 Peter Hudnut, Getinge USA
 Danny Hutson, CareFusion
 Stephen M. Kovach, Healthmark Ind. Co. Inc.
 Natalie Lind, International Association of Healthcare Central Service Materiel Management
 Tania Lupu, Case Medical Inc.
 Sheila A. Murphey, FDA/CDRH
 Charles D. Paige, Department of Veterans Affairs National Center for Patient Safety
 Mahesh Patel, Propper Manufacturing Co. Inc.
 Jason Pope, Nelson Laboratories Inc.
 Elizabeth A. Riegel, FDA/CDRH
 Kristen Singleton, PhD, Steritec Products Manufacturing Co. Inc.
 Gary J. Socola, SPS Medical Supply Corp.
 R. Brent Sweet, Zimmer Inc.
 Raymond Taurasi, Healthmark Ind. Co. Inc.
 Jeff Teeter, CareFusion
 Martha Young, 3M Healthcare

NOTE—Participation by federal agency representatives in the development of this recommended practice does not constitute endorsement by the federal government or any of its agencies.


AAMI Sterilization Standards Committee

Cochairs: Victoria M. Hitchins, PhD
 William E. Young

Members: Trabue D. Bryans, WuXi AppTec
 Peter A. Burke, PhD, Steris Corporation
 Nancy Chobin, RN, CSPDM, St. Barnabas Health Care System
 Charles Cogdill, Boston Scientific Corporation
 Ramona Conner, RN, MSN, CNOR, Association of Perioperative Registered Nurses
 Jacqueline Daley, Association for Professionals in Infection Control and Epidemiology
 Kimbrell Darnell, CR Bard
 Dave Dion, Cardinal Health (MP&S)
 Lisa Foster, Sterigenics International
 Joel R. Gorski, PhD, NAMSA
 Deborah A. Havlik, Hospira Worldwide Inc.
 Victoria M. Hitchins, PhD, FDA/CDRH

Susan G. Klacik, CCSMC, FCS, ACE, International Association of Healthcare Central Service
 Materiel Management
 Byron J. Lambert, PhD, Abbott Laboratories
 Colleen Patricia Landers, RN, Canadian Standards Association
 Lisa N. Macdonald, Becton Dickinson & Company
 Jeff Martin, Alcon Laboratories Inc.
 Patrick J. McCormick, PhD, Bausch & Lomb Inc.
 Rainer Newman, Johnson & Johnson
 Janet M. Prust, 3M Healthcare
 Nancy Rakiewicz, Ethox International Inc.
 Michael H. Scholla, Dupont Nonwovens
 Mark Seybold, Baxter Healthcare Corporation
 Andrew Sharavara, PhD, Propper Manufacturing Co. Inc.
 Mark N. Smith, Getinge USA
 William N. Thompson, Covidien
 James L. Whitby, MA, MB, FRCPT
 Martell Kress Winters, BS, SM, Nelson Laboratories Inc.
 William E. Young
 Alternates: Lloyd Brown, Covidien
 Glenn W. Calvert, Becton Dickinson & Company
 Steven J. Elliott, WuXi AppTec
 Thomas J. Frazar, Johnson & Johnson
 Kathy Hoffman, Sterigenics International
 Jim Kaiser, Bausch & Lomb Inc.
 Joseph J. Lasich, BS, Alcon Laboratories Inc.
 Natalie Lind, International Association of Healthcare Central Service Materiel Management
 Reynaldo Lopez, Cardinal Health (MP&S)
 Ralph Makinen, Boston Scientific Corporation
 Mary S. Mayo, CR, Bard
 David Ford McGoldrick, BS, Abbott Laboratories
 Jerry R. Nelson, PhD, Nelson Laboratories Inc.
 Karen Polkinghorne, Dupont Nonwovens
 Mike Sadowski, Baxter Healthcare Corporation
 John R. Scoville, Jr., Steris Corporation
 Jason Voisinet, Ethox International Inc.
 Craig A. Wallace, 3M Healthcare
 Valerie Welter, Hospira Worldwide Inc.

Alternates:


 PREVIEW COPY
 This is a preview edition of an AAMI guidance document and is intended to allow potential purchasers to evaluate the content of the document before making a purchasing decision.
 For a complete copy of this AAMI document, contact AAMI at 616-249-8226 or visit www.aami.org.

NOTE—Participation by federal agency representatives in the development of this recommended practice does not constitute endorsement by the federal government or any of its agencies.

Acknowledgments

The AAMI Steam Sterilization Hospital Practices Working Group gratefully acknowledges the important contributions of both current and former Working Group members, who have been instrumental in preparing the first edition of this document, the 2008 and 2009 amendments, and this editorial revision, which offers users a comprehensive document on steam sterilization practices. The continuous maintenance process, which keeps this document current, demands a great deal of Working Group members' time, and all involved have willingly donated their time and expertise. The Working Group also gratefully acknowledges Judy Veale, the AAMI staff liaison who was invaluable in keeping this document, and the Working Group, on track through the amendment and revision process.

Foreword

This recommended practice was developed by the Steam Sterilization Hospital Practices Working Group of the AAMI Sterilization Standards Committee. The purpose of the guidelines in this document is to help ensure the steam sterilization of products in health care facilities and the maintenance of the sterility of processed items until the point of use.

To facilitate user access to all AAMI consensus recommendations for steam sterilization in health care facilities, the first edition of ANSI/AAMI ST79, published in 2006, consolidated into one comprehensive guide the following AAMI recommended practices:

- ANSI/AAMI ST46, *Steam sterilization and sterility assurance in health care facilities*
- ANSI/AAMI ST42, *Steam sterilization and sterility assurance using table-top sterilizers in office-based, ambulatory-care medical, surgical, and dental facilities*
- ANSI/AAMI ST37, *Flash sterilization: Steam sterilization of patient care items for immediate use*
- ANSI/AAMI ST35, *Safe handling and biological decontamination of medical devices in health care facilities and in nonclinical settings*
- ANSI/AAMI ST33, *Guidelines for the selection and use of reusable rigid sterilization container systems for ethylene oxide sterilization and steam sterilization in health care facilities*

In the course of the consolidation process, the five recommended practices listed above were updated and revised to reflect current good practice, and several annexes were added to provide additional information to users. The recommended practice serves as a comprehensive guideline for all steam sterilization activities in health care facilities, regardless of the size of the sterilizer or the size of the facility, and provides a resource for all health care personnel who use steam for sterilization.

In 2008 and 2009, numerous amendments of the document were adopted as part of the AAMI continuous maintenance process. These amendments addressed such topics as toxic anterior segment syndrome (TASS), paper-plastic pouches, steam quality, devices with lumens, chemical indicators, sterilization process failures, product families, evaluation of sterilization container systems, risk analysis, and verification of cleaning. This second edition of ANSI/AAMI ST79 incorporates these amendments, as well as additional changes in the provisions regarding steam quality. In addition, the document reflects general editorial revisions (e.g., updating of references).

This recommended practice reflects the conscientious efforts of health care professionals, in cooperation with medical device and equipment manufacturers, to develop recommendations for optimum performance levels in the processing of reusable medical devices to be steam sterilized. It is not intended that these recommendations be construed as universally applicable in all circumstances. Also, it is recognized that in many cases these recommendations might not be immediately achievable. Therefore, the document should be used to guide personnel towards desirable performance objectives, and all of its provisions should be considered and applied in the light of professional judgment and experience.

As used within the context of this document, “shall” indicates requirements strictly to be followed to conform to the recommended practice. “Should” indicates that among several possibilities one is recommended as particularly suitable, without mentioning or excluding others, or that a certain course of action is preferred but not necessarily required, or that (in the negative form) a certain possibility or course of action should be avoided but is not prohibited. “May” is used to indicate that a course of action is permissible within the limits of the recommended practice. “Can” is used as a statement of possibility and capability. Finally, “must” is used only to describe “unavoidable” situations, including those mandated by government regulation.

The provisions of this recommended practice should be reviewed routinely by departmental managers and adapted to the needs of their particular institutions. Written policies and procedures should be developed and implemented in consultation with appropriate hospital committees (e.g., safety, infection prevention and control, and hazardous materials).

The concepts incorporated in this recommended practice should be considered flexible and dynamic. The recommendations set forth in this document are reviewed and updated periodically to assimilate progressive technological developments. AAMI policies and procedures require that AAMI standards and recommended practices be reviewed and, if necessary, revised at least once every five years.

AAMI has created a notification registry that will send e-mail announcements when amendments are issued to the recommended practice. To register, visit <http://www.aami.org/standards/st79.registry.html>. Suggestions for improving this recommended practice are invited. Comments or proposals for revisions to any part of the standard may be submitted to AAMI at any time. Written comments are to be sent to: Standards Dept., AAMI, 4301 N. Fairfax Dr., Suite 301, Arlington, VA 22203-1633. Comments may also be e-mailed to: standards@aami.org.

NOTE—This foreword does not contain provisions of the AAMI recommended practice, *Comprehensive guide to steam sterilization and sterility assurance in health care facilities* (ANSI/AAMI ST79:2010, A1:2010, and A2:2011), but it does provide important information about the development and intended use of the document.

Background on Amendments

This document consolidates the text of ST79:2010 and A1:2010 and A2:2011. The 2010 edition and amendment 1 were published together as a single document. Please see amendment 2 to identify exactly what has changed. Amendment 2 shows modifications to ST79 in redline/strikeout and is available in print or as a free PDF at <http://marketplace.aami.org>.

PREVIEW COPY

This is a preview edition of an AAMI guidance document and is intended to allow potential purchasers to evaluate the content of the document before making a purchasing decision.

For a complete copy of this AAMI document,
contact AAMI at (877) 249-8226
or visit www.aami.org.



This is a preview edition of an AAMI guidance document and is intended to allow potential purchasers to evaluate the content of the document before making a purchasing decision.

For a complete copy of this AAMI document,
contact AAMI at (877) 249-8226
or visit www.aami.org.

Comprehensive guide to steam sterilization and sterility assurance in health care facilities

Introduction: Need for the recommended practice

Overview:

Saturated steam under pressure is one of the oldest methods used in health care facilities to sterilize medical devices. Because this method has been available for so many years, it is thought to be a simple process, one that is well understood and controlled. However, the efficacy of any sterilization process, including saturated steam, depends on a consistent system for lowering and limiting bioburden before sterilization, properly preparing items for sterilization, selecting the appropriate sterilization parameters, and establishing and implementing controls to maintain the sterility of sterilized items until they are used. These four phases are critically interdependent, and each must be accomplished to produce and maintain a sterile product.

The delivery of sterile health care products for use in patient care depends not only on the efficacy of the sterilization process itself but also on the following factors:

- a) efficient facility design,
- b) proper training of personnel,
- c) good infection prevention and control practices designed to prevent health-care-associated infections,
- d) effective quality control and process improvement systems that encompass all aspects of device reprocessing from point of use through sterilization to reuse, and
- e) appropriate documentation and reporting practices that enable traceability of each facility-sterilized medical device to the patient on whom it was used.

Health care facilities differ in their physical design and equipment and in the level of personnel expertise, competence, and training. This recommended practice has been developed to set forth guidelines for facility design, work practices, and process controls that will help ensure that sterile items are consistently produced using saturated steam under pressure.

This recommended practice addresses elements of a quality system, but it is not intended to provide comprehensive guidance on this subject.

Many of the activities that affect sterilization processing occur in areas separate from the location where sterilization is actually carried out. Therefore, the policies and procedures governing sterilization processing should be developed in consultation with the managers of areas that use sterile medical devices and with appropriate committees or functional groups within the facility (e.g., infection prevention and control, safety, hazardous materials, risk management). In addition, the support of the facility's administration is vital, especially in those facilities where the establishment of a quality system to implement steam sterilization process validation and parametric release is being considered.

It might not be possible for a health care facility to implement all the provisions of this recommended practice because of environmental restrictions and/or limitations in capital funding. However, it is recommended that the health care facility's administration be made aware of any current deficiencies so that the allocation of needed resources can be planned.

This recommended practice encompasses steam sterilization in all health care facilities, including ambulatory-care and office-based facilities. It covers steam sterilization by both the wrapped and unwrapped (flash) methods and provides detailed guidance on decontamination and packaging, with special reference to rigid sterilization container systems.

Steam sterilization in office-based, ambulatory-care medical, surgical, and dental facilities:

Advances in medical, surgical, and dental practice have led to the increased use of alternative health care sites, such as offices, ambulatory-care clinics, and similar clinical settings; many such facilities use small table-top steam sterilizers. Office-based practices can differ greatly from hospitals in their physical design and in the training level of personnel. The general concepts in this recommended practice apply to these settings. In some sections, processes or equipment used most frequently within the office-based and ambulatory setting are specifically addressed.

Flash sterilization:

A flash sterilization cycle is one that has been designed to meet the following criteria:

- a) The cycle is preprogrammed to a specific time-temperature setting established by the manufacturer on the basis of the type of sterilizer control (i.e., gravity-displacement, dynamic-air-removal) and selected by the user on the basis of the medical device manufacturer's written instructions for use (IFU) and the load configuration (i.e., the presence or absence of porous materials).
- b) The items to be processed are usually unwrapped, although a single wrapper may be used in certain circumstances if the sterilizer or packaging manufacturer's written IFU permit. Some rigid sterilization container systems have been designed and validated by the container manufacturer for use with flash cycles.
- c) Because drying time is not usually part of a preprogrammed flash cycle, the items processed are assumed to be wet at the conclusion of the cycle.
- d) The processed items(s) must be transferred immediately, using aseptic technique, from the sterilizer to the actual point of use, usually the sterile field in an ongoing surgical procedure. Regardless of whether the items are wrapped, there is no storage or shelf life of flash-sterilized items because of the higher probability of contamination after the sterilizer door is opened and the items are removed.

It is essential for health care personnel to properly carry out the complete multistep process (including decontamination and preparation) when flash sterilization is used, just as in the case of items to be processed using wrapped-goods sterilization cycles. In any method of sterilization, it is important to adhere to good processing practices. Such practices are particularly important in flash sterilization because of the difficulties associated with the aseptic delivery of devices sterilized by this method to the point of use. When performed correctly, flash sterilization is safe and effective for the sterilization of medical devices intended for use in contact with compromised tissue or the vascular system, as might occur during surgery or obstetrical delivery. The exposure times used in flash sterilization cycles are capable of producing appropriate lethality.

Several concerns stimulated the development of guidelines for flash sterilization. First, the committee was aware of inadequate cleaning and other decontamination processes in flash sterilization. Reduction of bioburden and removal of gross soil are essential steps in preparing an item for sterilization by any method. Decontamination procedures are also designed to protect the worker.

Second, documentation of the flash sterilization process is necessary and should be consistent with the requirements applicable to and the practices used in documenting the routine processing of wrapped loads.

Third, flash-sterilized items should be transported to the point of use in such a way that the potential for contamination is minimized. In deciding on transport techniques for a particular situation, personnel should consider the possible ways in which the items could become contaminated and the safety of workers handling the hot, wet, and possibly heavy trays. Contamination is an event-related process, with the probability of an event that could result in contamination increasing over time. When opened to the air, all sterile items will eventually become contaminated unless opened within and kept in a true HEPA-filtered, laminar-air-flow unit. Thus, any item that is opened and left on the back table of a surgical setup can become contaminated by particles settling on it. The longer an item is open, the greater the number of particles, with their accompanying microbiological flora.

The risk of contamination of flash-sterilized items increases if they are transported through areas where personnel are scrubbing or washing their hands, creating splashing or aerosolization. Transport through areas where air flow is not filtered to the degree present in the operating room (OR) can also increase the rate of contamination. Practitioners should examine their own situations and develop practices to minimize contamination. Some facilities are placing flash sterilizers as close to the intended point of use as can be reasonably accomplished, using rigid sterilization container systems that have been specifically validated and

labeled for use in flash sterilization, using the single-wrapper technique in appropriate cycles, and aseptically placing a sterile covering completely around the sterilized item as it is removed from the sterilizer.

Finally, flash sterilization of instrumentation should be considered only if all the following conditions are met:

- a) Work practices ensure proper cleaning and decontamination, inspection, and arrangement of instruments into the recommended sterilizing trays or other containment devices before sterilization.
- b) The physical layout of the department or work area ensures direct delivery of sterilized items to the point of use (e.g., the sterilizer opens into an area either within or directly adjacent to the procedure room).
- c) Procedures are developed, followed, and audited to ensure aseptic handling and personnel safety during transfer of the sterilized items from the sterilizer to the point of use.
- d) The item is needed for use immediately following flash sterilization.

Implantables should not be flash-sterilized (CDC, 2008). The possible consequences to the patient from placing even a minimally contaminated device in an essentially avascular environment and leaving it there at the conclusion of the procedure are potentially severe. Although the risk of an unrecognized sterilization failure can be minimized if the physical parameters of time, temperature, and pressure are monitored and recorded and the results examined after each cycle, it is recommended that health care personnel quarantine implantable devices and await the outcome of biological monitoring of the cycle before releasing these items for use. Current technology allows for release of loads, even those containing implants, upon obtaining results from the early readout mechanism of a BI designed and labeled for such use. However, this technology does not solve the problems associated with using flash sterilization for implants. Concerns about aseptic transfer remain, especially if the sterilizer does not open directly into the room containing the sterile field where the device will be used or into an area either within or directly adjacent to the procedure room. Careful planning, appropriate packaging (e.g., packaging that allows the user to see the device for sizing and verification of features), and inventory management in cooperation with suppliers can eliminate the need to flash sterilize implantable items. This is a goal that all health care facilities should strive to achieve.

This recommended practice incorporates guidelines that are specifically applicable to flash sterilization.

Decontamination:

All microorganisms in health care facilities should be considered potentially pathogenic. Their ability to produce an infection or disease process depends on several factors, including the number and virulence of infectious organisms, the presence of a portal of entry, and the susceptibility of the host (see Annex B). Medical devices, instruments, and equipment used in patient care become contaminated with microorganisms and must be decontaminated.

Decontamination is the process by which medical devices, instruments, and equipment are rendered safe for personnel to handle. In some cases, the decontamination process is sufficient to render the items safe for reuse in patient care. The type and level of decontamination required is determined by the circumstances of device use, the type of patient contact, and the likelihood of biological hazard to personnel.

Infection prevention and control is enhanced when (a) soiled supplies and equipment are correctly and safely handled, and (b) reusable medical items are thoroughly cleaned. Whenever cleaning is not sufficient to render an item safe for personnel handling, the item is subjected to a subsequent microbicidal process that has been designed to provide an appropriate level of microbial lethality (kill). This process could be a disinfection process or a sterilization process. The microbicidal process might not be effective if soil has not been first removed by cleaning. When used for decontamination purposes, a microbicidal process does not necessarily make an item safe for patient use, because the level of microbial kill might not be sufficient for the intended use (as in the case of surgical instruments needed for sterile procedures).

Adherence to the principles of infection prevention and control will help prevent the spread of potentially infectious or disease-producing microorganisms from one person to another and will help ensure that all items are safe for handling during inspection, assembly, preparation, and packaging. In addition, adherence to these principles is one of the essential factors in achieving effective terminal sterilization processing, when appropriate for a particular reusable item.

The selection of an appropriate decontamination method is complex because of the huge variety of reusable items and the wide range of processes for achieving various levels of decontamination. There are diverse and often conflicting recommendations for handling supplies and equipment and for controlling biological hazards through decontamination methods. These diverse recommendations have been provided to health care

personnel by professional organizations, government agencies, manufacturers of decontamination products and equipment, medical device manufacturers, consultants, and educational speakers. There is clearly a need for consensus guidelines, with supporting rationale, for decontamination processing techniques.

The objectives of the guidelines provided in this recommended practice are to (a) help reduce the risk of cross-infection by pathogenic microorganisms to patients, personnel, and other persons; (b) assist in the development of decontamination procedures that are based on knowledge and scientific data; and (c) help ensure that all reusable medical devices are handled, transported, cleaned, biologically decontaminated, and reprocessed or examined under the best possible conditions for maximum safety.

Rigid sterilization container systems:

This recommended practice provides detailed guidelines on the selection and use of rigid sterilization container systems intended for use in steam sterilization. These systems serve as packaging for items before, during, and after sterilization. They may also be used to contain and transport contaminated items after use. Special considerations apply to these packaging systems to ensure adequate sterilant penetration and air removal.



This is a preview edition of an AAMI guidance document and is intended to allow potential purchasers to evaluate the content of the document before making a purchasing decision.

For a complete copy of this AAMI document,
contact AAMI at (877) 249-8226
or visit www.aami.org.

1 Scope

1.1 General

This recommended practice provides guidelines for decontamination and steam sterilization processing in hospitals and other health care facilities. These guidelines are intended to promote sterility assurance and to assist health care personnel in the proper use of processing equipment.

NOTE—For purposes of this recommended practice, “health care facilities” means hospitals, nursing homes, extended-care facilities, free-standing surgical centers, clinics, and medical and dental offices. For convenience, the term “hospital” is sometimes used in this recommended practice; in all instances, this term should be taken to encompass all other health care facilities.

1.2 Inclusions

This recommended practice specifically addresses

- a) functional and physical design criteria for sterilization processing areas;
- b) staff qualifications, education, and other personnel considerations;
- c) processing recommendations;
- d) installation, care, and maintenance of steam sterilizers;
- e) quality control and
- f) quality process improvement.

Definitions of terms, a bibliography, and informative annexes also are provided in this recommended practice.

1.3 Exclusions

For a complete copy of this AAMI document, contact AAMI at (877) 249-8226

This recommended practice does not cover or visit www.aami.org.

- a) specific construction and performance criteria for steam sterilizers (see ANSI/AAMI ST8 and ANSI/AAMI ST55), rigid sterilization container systems (see ANSI/AAMI ST77), or rigid, protective organizing cases that require wrapping before sterilization (see ANSI/AAMI ST77);
- b) the use of containment devices for packaging items other than instrument sets or procedural trays;
- c) procedures and techniques for handling and laundering contaminated reusable surgical textiles (see ANSI/AAMI ST65), reusable laboratory items, food service items, and items assigned to a patient for the length of stay (e.g., bedpans, thermometers);
- d) decontamination of hemodialysis machines, hemodialyzers, and hemodialyzer blood tubing (see ANSI/AAMI RD5, ANSI/AAMI RD47, and ANSI/AAMI/ISO 8638, respectively);
- e) the use of dry heat for decontamination purposes or for terminal sterilization of reusable medical devices (see ANSI/AAMI ST40);
- f) the use of ethylene oxide sterilization in health care facilities for other than decontamination purposes (see ANSI/AAMI ST41);
- g) the use of chemical sterilization and high-level disinfection in health care facilities for other than decontamination purposes (see ANSI/AAMI ST58);
- h) the reprocessing of devices labeled for single use only (see Food and Drug Administration [FDA], 2000c);

NOTE—For more information on the subjects excluded from the scope of this recommended practice, and for additional background information on the inclusions, refer to the references listed in Annex O.